




MEDICAL SERVICES

MEDICAL ASSESSMENTS - EXECUTIVE & COMPREHENSIVE

OUR MEDICAL ASSESSMENTS ARE FOCUSED ON IDENTIFYING INDIVIDUAL RISK FACTORS AND MEDICAL CONCERNS THAT CAN AFFECT LONG-TERM PHYSICAL AND EMOTIONAL HEALTH.

This service includes over three hours with our dedicated team of doctors and health professionals. They will conduct a thorough exam and assessment of your current health, family history, and lifestyle factors. You'll receive extensive screening and diagnostic tests, body composition analysis, an exercise consultation, and a detailed report and action plan. Access to Wello Virtual Care is also included for 12 months following your assessment.


 **\$1,695** per Medical Assessment


TOTAL HEALTH MANAGEMENT (THM)

TOTAL HEALTH MANAGEMENT INCLUDES ALL PRIMARY MEDICAL SERVICES PROVIDED BY A FAMILY PHYSICIAN, PLUS ADDITIONAL SERVICES NOT COVERED BY PROVINCIAL HEALTH CARE.

THM ADULT


All new clients receive a Comprehensive Medical Assessment to ensure our team has a complete picture of your health. Clients also receive extended medical appointments, phone and email inquiries, prescription renewals by phone or fax, travel medicine consultations, access to WorldCare Second Opinion service, on-site lab, patient health portal, and three health services including fitness training, nutrition counselling and physiotherapy.*

 **\$4,495**/year for all new adult clients

 **\$3,350**/subsequent years without Medical Assessment

THM ELITE


THM Adult program plus a Comprehensive Medical Assessment included each year. Elite clients also receive four annual health services including fitness training, nutrition counselling and physiotherapy.

 **\$4,495**/year with Medical Assessment

PREFERRED RATES ARE AVAILABLE FOR IMMEDIATE FAMILY MEMBERS OF CURRENT THM CLIENTS.

THM SPOUSE

This is the subsequent year program for the spouse of a current THM Adult or Elite client. The Spouse program is identical to the Adult offering at a preferred family rate.

 **\$3,150**/year for spouses of current THM Adult or Elite clients

THM YOUNG ADULT

This program is designed for individuals aged 18-25 who are dependants of current THM Adult or Elite clients. Young Adult clients receive annual growth and developmental assessments in addition to features of the Adult Program.

 **\$1,300**/year for dependants aged 18-25 of current THM Adult or Elite clients


THM CHILD

This program is designed for children (from birth to age 17) of current THM Adult or Elite clients. Child clients receive annual growth and developmental assessments in addition to features of the Adult program.

 **\$500**/year for children 17 years and under of current THM Adult or Elite clients

SPECIALIZED LAB TESTING

Available to clients, these include glucose, allergy, nutritional, hormonal or other specialized tests.

 **Prices vary – please call for more information**

*Young Adult and Child Programs are not eligible for annual health services.

** Prices subject to change without notice*